

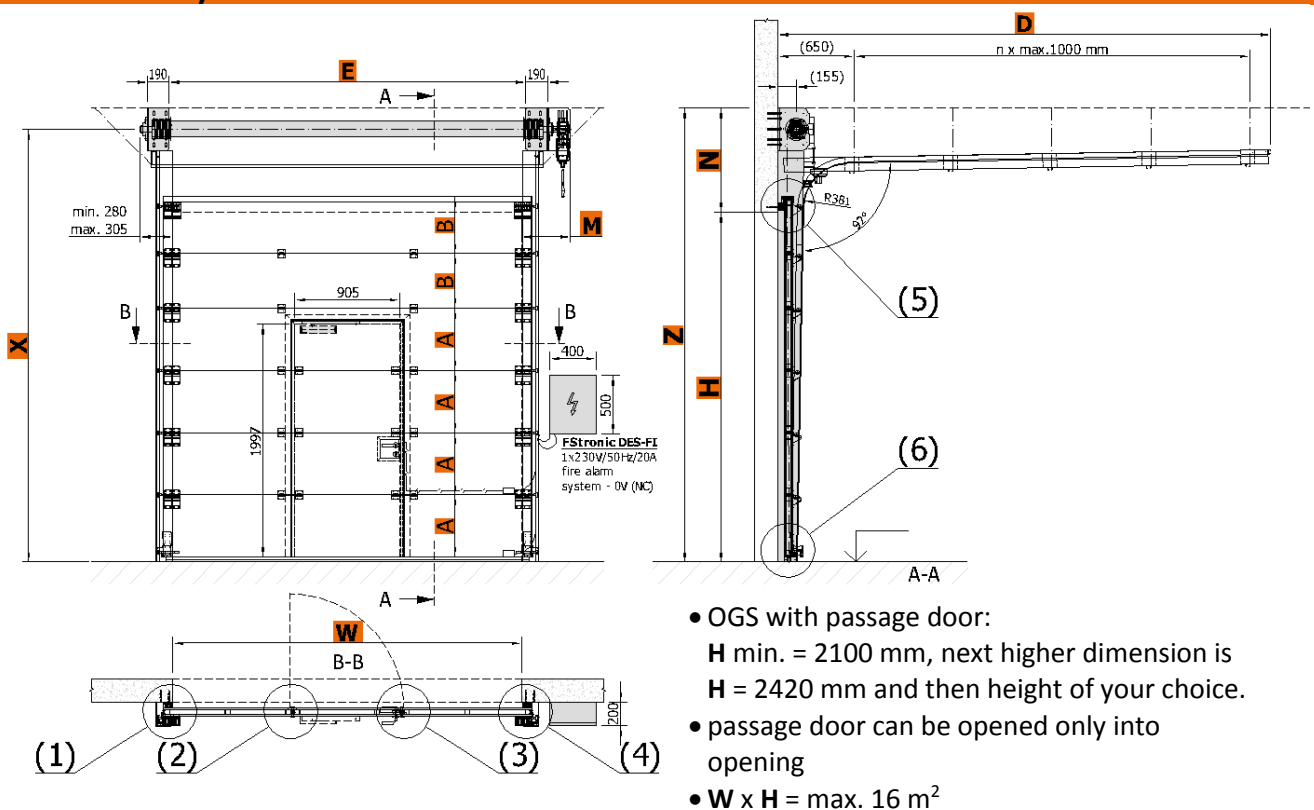


## TECHNICAL DATA SHEET SECTIONAL FIRE GATES STANDARD + HIGH-LIFT OGS EI 60, EW 90

Technical data sheets serve to determine the basic space requirements of sectional fire gates. Other dimensions or atypical demands can be solved upon request.

### OGS EI 60, EW 90

### STANDARD + HIGH-LIFT LINTEL



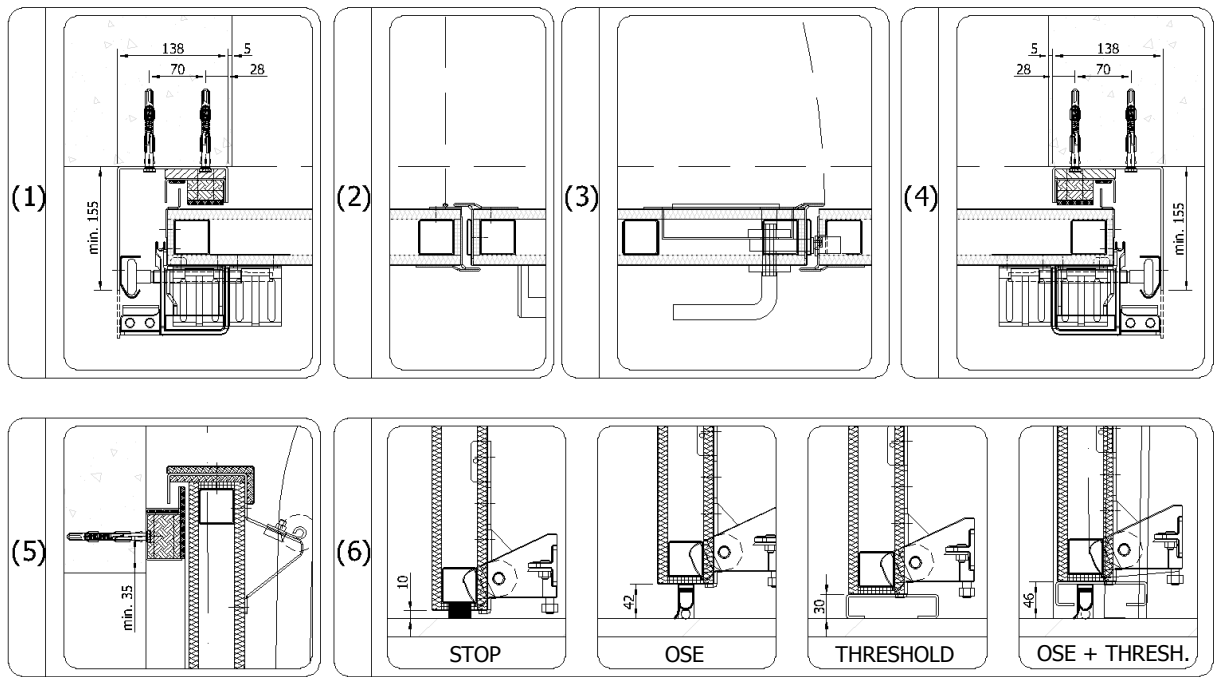
- OGS with passage door:  
H min. = 2100 mm, next higher dimension is H = 2420 mm and then height of your choice.
- passage door can be opened only into opening
- W x H = max. 16 m<sup>2</sup>

<b>W</b>	opening width	= max. 5000 mm	<b>H</b>	opening height	= max. 6000 mm
<b>A</b>	height of section	= 318 mm to 528 mm, height of section with passage door always 528 mm			
<b>B</b>	height of section	= 318 mm to 528 mm			
<b>D</b>	gate range	= H + 1150 mm - N			
<b>E</b>	internal pitch of motor brackets	= W + 60 mm			
<b>N</b>	lintel	= 900 mm to (H + 500 mm)			
<b>M</b>	space from edge of opening	= 410 mm to 450 mm			
<b>X</b>	axis of roller	= Z - 185 mm			
<b>Z</b>	overall height	= H + N			

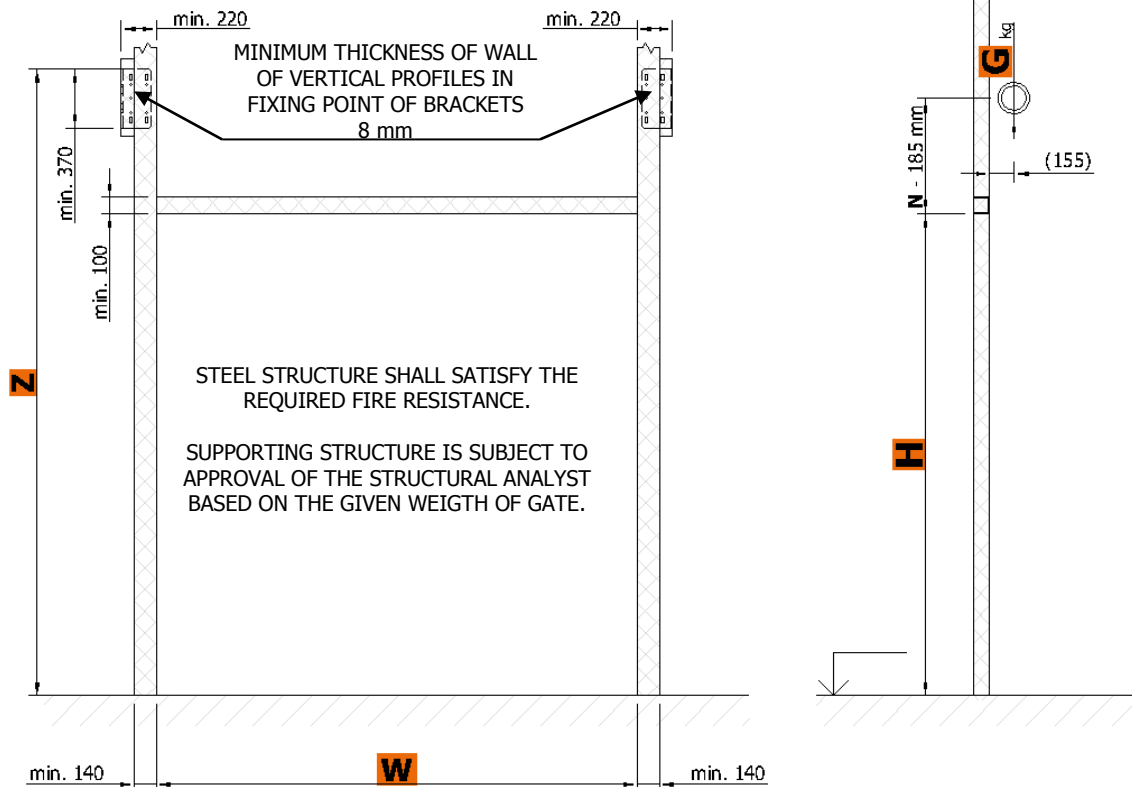
Average weight of gate leaf = 70 kg/m<sup>2</sup> (EI 60)  
Average weight of gate leaf = 55 kg/m<sup>2</sup> (EI 15 to EI 45, EW 15 to EW 90)

TECHNICAL DATA SHEET OGS EI 60, EW 90 LINTEL=STANDARD + HIGH-LIFT





### Minimum required dimensions of steel structure



Construction readiness of the opening is secured by the customer according to the requirements of the contractor and depending on the type of jamb and lintel of the opening.

Anchor brackets can be fixed with anchor bolts (concrete, solid brick), or to anchor targets with bolts through wall (foam silicate, gas silicate or breeze (hollow) blocks), or to prepared steel structure with appropriate fire resistance (plasterboard wall, sandwich panels etc.). It is necessary to respect the flatness of the wall and the floor with a tolerance of max. 3 mm/m.

Technical changes reserved.



Would you like to know more? Contact us.